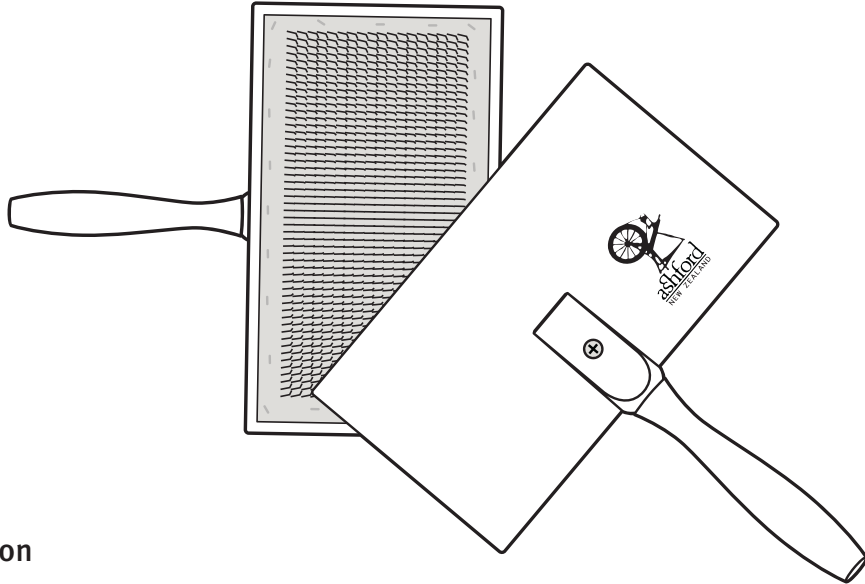


ASHFORD HAND CARDER



Assembly Instruction

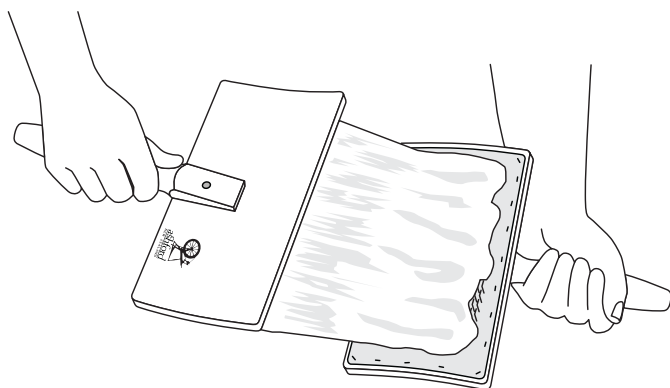
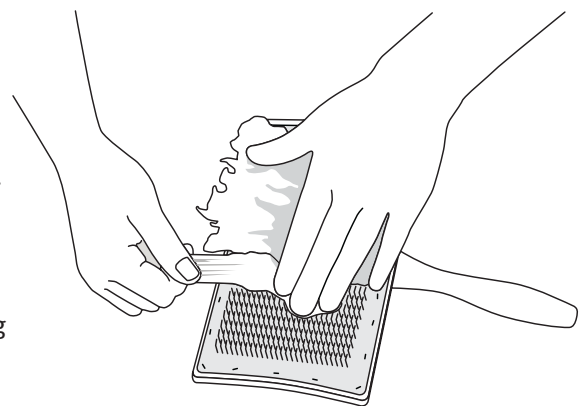
Secure the handles to the bats with the screws provided. Ensure that the screw heads are flush with the surface. Use wood glue for extra strength. Card some greasy wool when using these carders for the first time. This will condition the wire by applying a protective coat of lanoline.

Carding with Ashford Hand carders

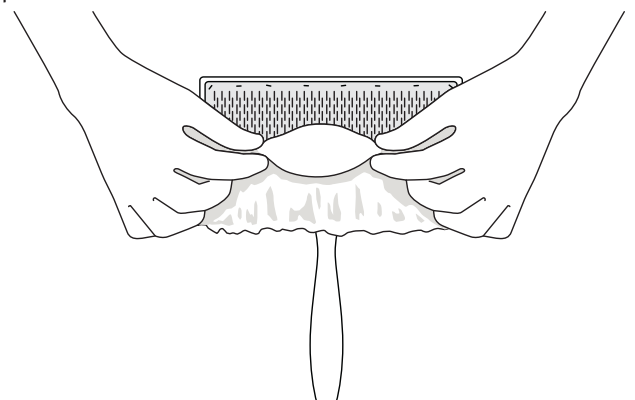
Use the hand carders in pairs to make soft and airy rolags for fine spinning. Also blend colours and fibres.

Place staples of wool on one carder, with the cut end by the handle.

Hold the filled carder in your left hand using an underhand grip (see diagram). Hold the other carder in your right hand with an overhand grip and gently brush the fibre starting at the tips. Continue brushing gradually working up the fibre until the carders overlap completely. Repeat the process until all the fibre is transferred from one carder to the other and it is soft and airy.



Make a rolag by rolling the carded fibre from the top edge towards the bottom (handle end) and remove from the carder. Spin from one end.



Rolag

CARDING ACCESSORIES

The Ashford Drum Carder - Fine or Coarse

Prepare 50 gm (2 ozs) batts quickly and efficiently. Ideal for spinning or felting.

The two-speed ratios give flexibility and control when carding and blending.

Use the 6:1 ratio to prepare your fleece. The controlled intake and carding will produce a smooth even batt ready for blending, spinning or felting.

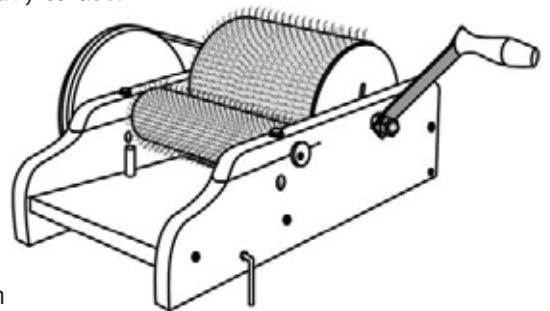
Use the 4:1 ratio to blend sliver, colours and different fibre types consistently into an open and airy batt.

The adjustable drum clearance allows you to set the teeth distance for total control of your fibre. All nylon bearings ensure it is light and easy to turn. The card cloth has wire teeth with a special protective coating and a flexible rubber backing for long life. The carder is strong and robust with the body made from Silver Beech hardwood. The carder has rubber feet to prevent it slipping. It comes assembled and lacquered ready to use.

Awl/doffer, 2 clamps and carding instructions are included.

Batt size 55cm x 23cm (22ins x 9ins)

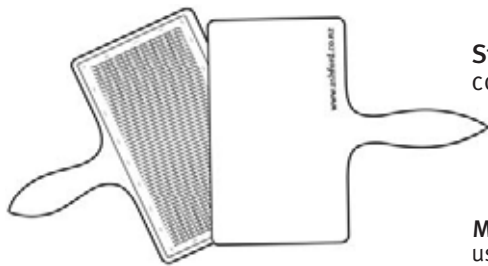
Weight only 5kg (11lb)



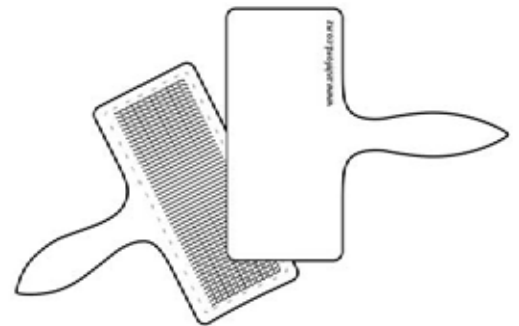
Choose either:

Fine 72 point for finer wools & exotic fibres


Coarse 36 point for stronger wools or fibre with more vegetable matter to remove.



Student Hand Carder - Strong with comfortable handle. 72 point





Mini Hand Carder - Easy and light to use and transport. Available 72 or 108 point.



Flick Carder - Card individual staples of fibre to spin worsted yarns.

Ashford Book of Carding by Jo Reeve

This is a practical and inspirational guide to carding fleece, slivers and exotic fibres. Written for the hand spinner and felter, and everyone who loves fibre, there are sections on using flick, hand and drum carders, fibre and colour blending, colour theory and four innovative projects. Step by step instructions and full colour photographs envelope you in a world of colour, texture and the endless possibilities of fibre. 92 pages



The Ashford Book of Spinning by Anne Field

Regarded as the foremost text on the subject and first published in 1986, The Ashford Book of Spinning, is a comprehensive and clear step-by-step guide. Includes techniques to card using all the Ashford carders, spin wool and other fibres, how to create novelty yarns, dye and felt. This revised edition introduces the latest techniques and equipment and includes a range of new projects using your handspun yarn for knitting, crocheting and weaving. 160pages