

### Niddy Noddy

The purpose of The Ashford Niddy Noddy is to produce a 1.5 metre or 5 feet (60”) skein for washing and dyeing.

#### Finishing

We recommend the Niddy Noddy be first sanded smooth using a fine grit sandpaper. Then seal the wood to protect it from climatic changes and staining and enhance its character and beauty. Our natural Ashford Wax Finish is ideal for this purpose.

#### Assembly

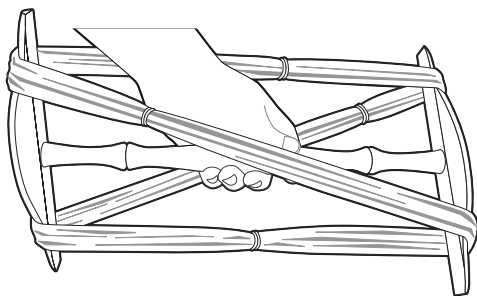
To assemble, locate the end pieces onto the ends of the shaft at right angles to each other.

#### Skein the Wool

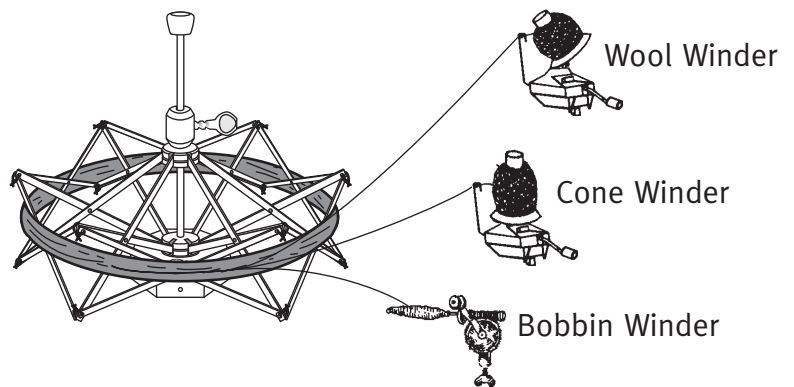
Wind the wool directly from the bobbin still on the spinning wheel but leave the brake tension lightly in place to prevent the bobbin over-spinning. Before removing the skein, loosely tie in three or four places to hold it in place. The skein will now fit our standard skein holder for winding into balls.

For more information on fibre preparation, spinning and skeining please refer to the 152 page “Ashford Book of Spinning” by Anne Field.

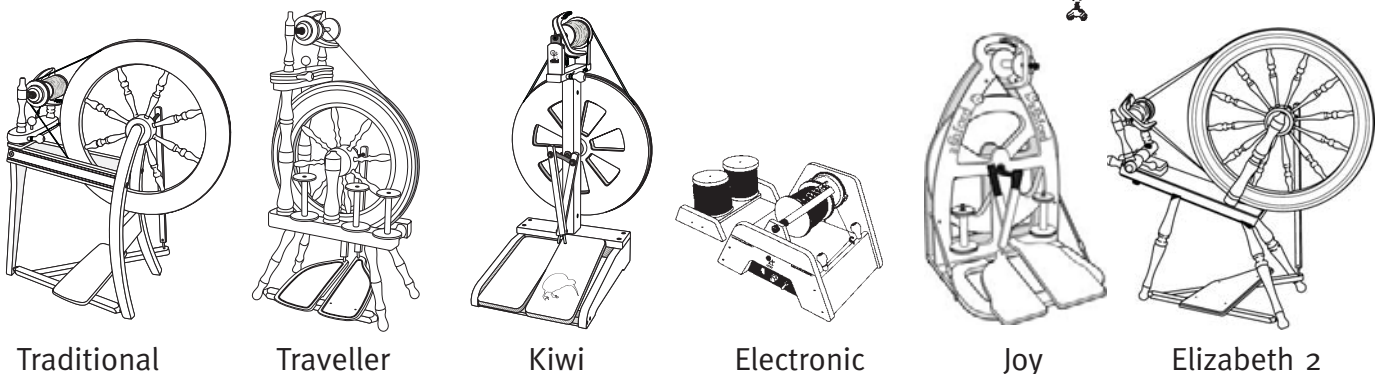
Ashford Niddy Noddy



Wooden Umbrella Swift and Winders



Spinning Wheels from Ashford



Traditional

Traveller

Kiwi

Electronic

Joy

Elizabeth 2